



# How to support your child with writing

# What do you need to know to support your child with writing?

- Key terminology in the teaching of Phonics.
- How to pronounce the sounds accurately.
- How a child blends and segments words.
- What we do in school to teach your child to write.
- What we expect by the end of Reception.

# The key terminology

**Phoneme** - The smallest unit of sound that can be identified in words. We sometimes simply call this a 'sound',

**Grapheme** - A letter or group of letters used to represent a particular phoneme when writing.

**Digraph** - A grapheme using two letters to represent one phoneme.

**Trigraph** – A grapheme using three letters to represent one phoneme.

**Blend** - To combine individual phonemes into a whole word, working all the way through from left to right.

**Segment** - To identify each of the individual phonemes in a word, working all the way through from left to right, in order to write.

# Pronouncing the sounds correctly

Support for  
phonics

How we teach

Books coming  
home

Nursery rhymes  
- videos

Nursery rhymes  
- downloads

## Videos



Phase 2 sounds taught in  
Reception Autumn 1



Phase 2 sounds taught in  
Reception Autumn 2



Phase 3 sounds taught in  
Reception Spring 1



How to say Phase 5 sounds



### Reception Autumn 1 sounds

Download a guide to how children are taught to say their sounds in Reception Autumn 1

Download



# Segmenting


























Your child has been taught 44 sounds in total, this consists of -






- 24 single sounds
- 17 digraphs
- 3 trigraphs

You have all had a copy of the sound mat we use in school, we have them out whenever we are writing.

## Grapheme mat

## Phases 2 and 3

 s ss	 t tt	 p pp	 n nn	 m mm	 d dd	 g gg	 c k ck cc	 r rr
 h	 b bb	 f ff	 l ll	 j jj	 v vv	 w	 x	 y
 z zz s	 qu	 ch	 sh	 th	 ng	 nk		

 a	 e	 i	 o	 u
--	--	--	--	--

 ai	 ee	 igh	 oa	 oo	 oo	 ar
 or	 ur	 er	 ow	 oi	 ear	 air

# Oral Blending

At home you can have a go at segmenting these words as your child is getting ready.



www.shutterstock.com - 533959201

Can you get your  
c-oa-t and b-oo-t-  
s.



It is s-u-n-s-e-t.



Can you b-r-u-sh your  
t-ee-th



Can you get your  
H-e-l-m-e-t.



Let's go to the sh-o-  
p.

## Writing captions

Here is an example of some of the sentences we create. Can you have a go at writing these together.

▶ The duckling hatched out of the egg.



▶ The cat sat on the mat.



# Handwriting



- Our handwriting is taught through our Phonics lessons.
- Once children develop the habit of incorrect letter formation it is very hard to un-teach.

a astronaut



Around the astronaut's helmet and down into space.

# It doesn't need to be complicated...

You can make a simple sentence. Break up the sentence you want to write....

A big red bus.

Encourage your child to say it as they are writing  
A- big- red- bus.  
Talk about leaving a finger space between the words.



# What we expect at the end of Reception

In Reception we aim for all of your children to meet the Early Learning Goals which means they achieve a good level of development and are secure in their learning and ready for Year 1.

## Writing

- Write recognisable letters, most of which are correctly formed.
- Spell words by identifying sounds in them and representing the sounds with a letter or letters.
- Write simple phrases and sentences that can be read by others.

# Writing with your child



- Segment the word first.
- Identify how many sounds you need using your fingers.
- This word needs 5 sounds.
- We call these sound buttons



Now it's your turn to segment this word.



Now it's your turn to segment this word.

This word has 5 sounds in.



· — — · —  
m a r c h i n g

# Writing a sentence

Can you think of a sentence to match this picture?

A duck in a pond.

Let's have a go at writing this.



ANY  
QUESTIONS  
?